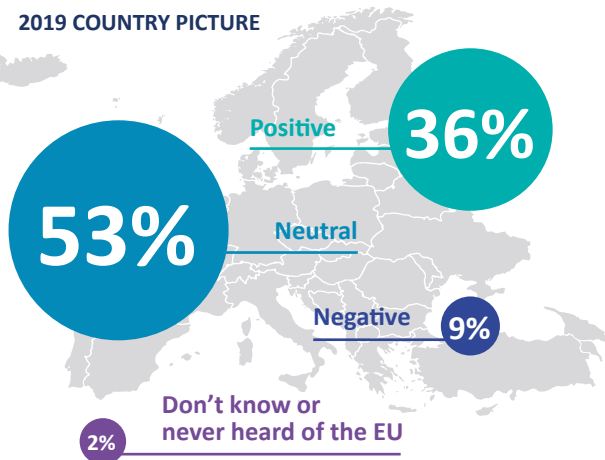


PERCEPTIONS OF THE EUROPEAN UNION

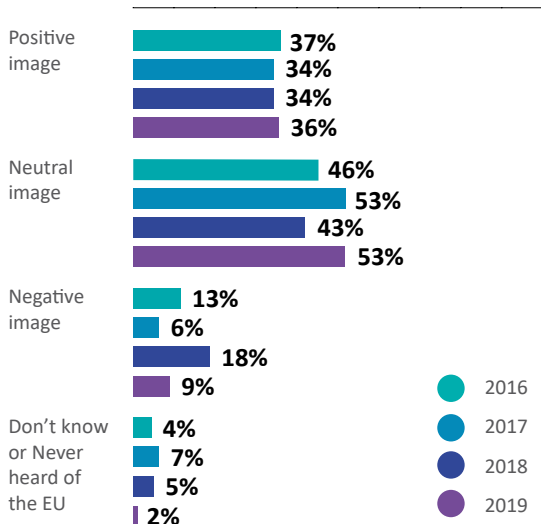
Public Opinion in Belarus

Do you have a positive, neutral or negative image of the EU?

2019 COUNTRY PICTURE



CHANGE OVER TIME: FROM 2016 TO 2019



VALUES ASSOCIATED WITH THE EU

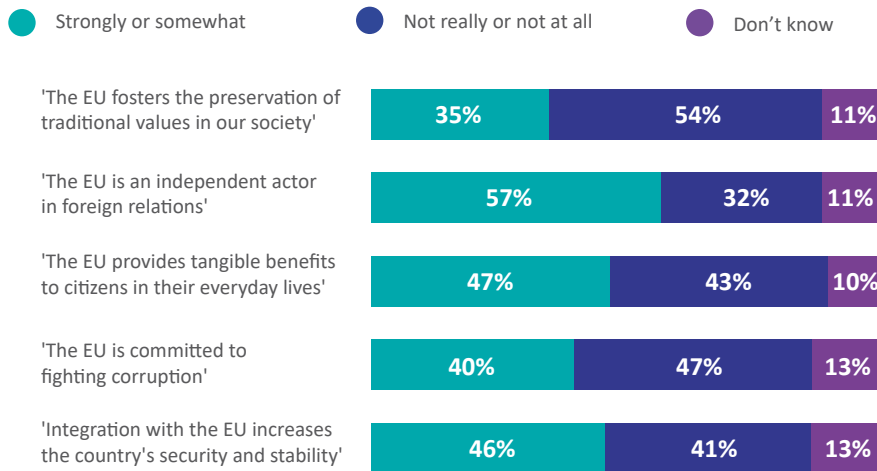


PERSONAL VALUES

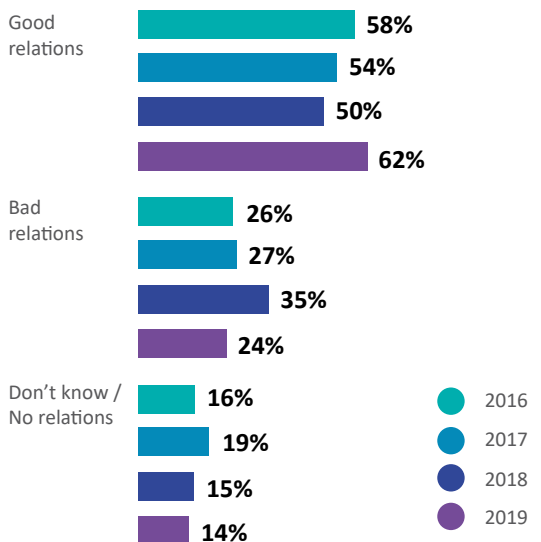


Respondents were asked to choose and rank the three most important values from a list of 13 items.


To what extent do you agree with the following statements about the EU?



How would you describe the relations between the EU and your country?



Trust towards the EU and other international institutions

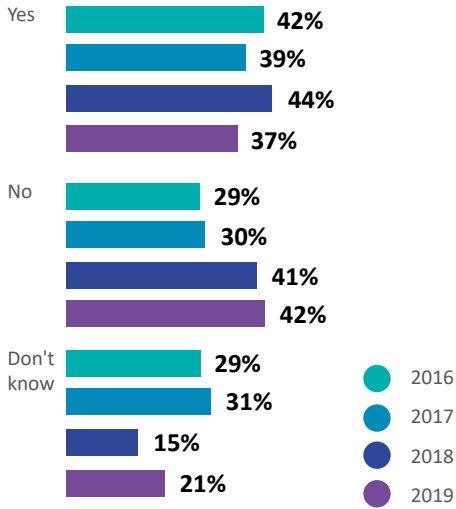


The EU continues to be the most trusted foreign institution and an increase of 4% was observed since 2018.

AWARENESS AND EFFECTIVENESS OF EU SUPPORT

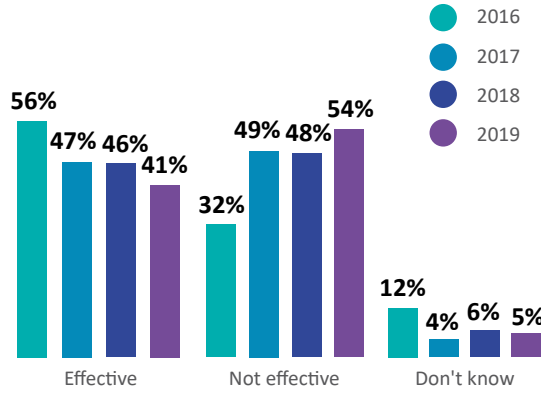
Public Opinion in Belarus

Does the European Union provide your country with financial support?



Effectiveness of EU support & knowledge of specific programmes

How effective do you think the support has been?



37%

are aware of specific programmes financed by the EU

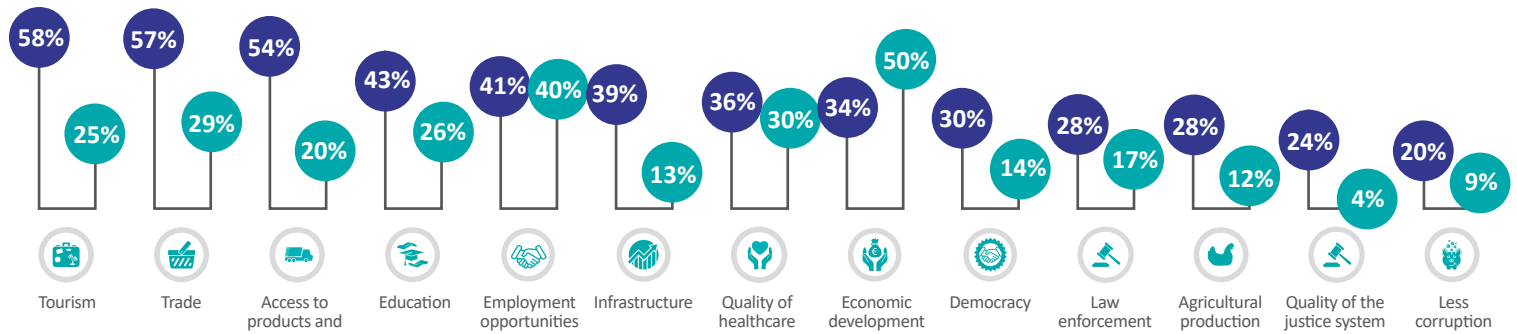
The most well-known programmes are in the fields of:

- Education
- Culture
- Health and medicine

Percentages based on citizens who are aware of EU support.

EU support to Belarus: areas that have benefited 'very much' or 'fairly' versus areas where a greater role of the EU is required

● Areas that have benefited from EU support ● Areas where a greater role of the EU is required



Respondents were asked to choose and rank the three most important areas from a list of 13.

Would you say that the following institutions provide more, the same, or less financial support to Belarus than the European Union?

● More ● The same ● Less

The institution supports my country more than or to the same extent as the EU.



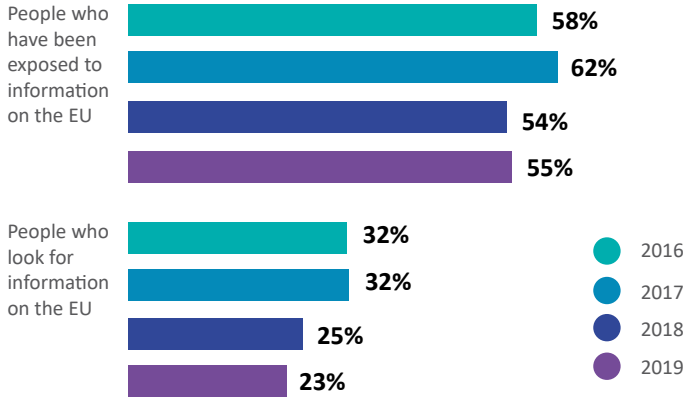
The institution supports my country less than the EU.

Between 7% and 22% of Belarusians did not have enough information to answer the question.

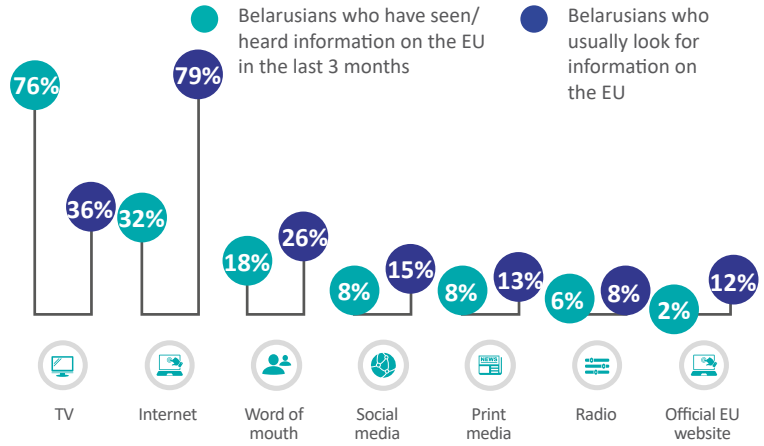
SOURCES OF INFORMATION ON THE EU

Public Opinion in Belarus

Passive and active exposure to information on the EU



3% of citizens frequently searched for information on EU in 2019.



Source of information

Most searched topics



Percentages based on people who usually look for information on the EU.


Quality of information



99% of citizens looks at EU-related news in Russian; 1% in English.

Percentages based on people who usually look for information on the EU.

Media usage and attitudes towards the EU



*Passive: Citizens who have seen/heard information on the EU in the last three months – Active: Citizens who usually look for information on the EU.